




# Ysgol Gyfun Gymraeg Llangynwyd KS5 Parent/learner guide

What happens if pupils need to  
self-isolate?



**What happens if a bubble group has to self-isolate?**

**This guide will explain the following:**

What is meant by self-isolation?


The Home Learning Timetable

What is it?

When will it start?

How will it work?

Check In sessions



## What is meant by self-isolation?

If a learner has to self-isolate, Public Health Wales state that they must stay at home for a specified period of time.

There are only 4 reasons why a learner will have to self-isolate (**duration in red**):

Reason 1: They are awaiting COVID test results (**2 / 3 days**)

Reason 2: They have tested positive for COVID (**10 days**)

Reason 3: They have been in close contact with a person who has tested positive (**14 days**)

Reason 4: A member of their bubble group has tested positive (**14 days**)

## How will I learn whilst self-isolating at home?



### **Reason 1: Learner is awaiting COVID test results (2 / 3 days)**

Carry on with homework tasks as normal.

### **Reason 2: Learner has tested positive for COVID (10 days)**


Subject activities and resources will be posted on Google Classroom. Subject teachers will direct learners to the tasks. As a guide, learners should try to follow their normal timetable to help organise their time at home.

### **Reason 3: Learner has been in close contact with a person who has tested positive (14 days)**

Subject activities and resources will be posted on Google Classroom. Subject teachers will direct learners to the tasks. As a guide, learners should try to follow their normal timetable to help organise their time at home.

### **Reason 4: A member of their bubble group has tested positive (14 days)**

Learners will switch to their Home Learning Timetable



## Home Learning Timetable

### What is it?

As the majority of lesson in KS5 are extended over two teaching periods, unlike KS3 &4, learners in KS5 will follow their usual timetable during the home learning period. During this time there will be 3 types of lesson format


Webinar

Live Session

Self Study

# #TRIVILLIAN

## Home Learning Timetable



### What is a Webinar?

A Webinar is a recorded session where the teacher will present information and set tasks for the learners to undertake. As these are recorded sessions, the learners can pause them to take notes and to answer any questions set. If necessary, learners will also be able to watch the webinar more than once to further aid their understanding. Teachers will direct learners to these lessons on Google Classroom/Microsoft Teams.

### What is a Live Session?

When possible teachers will arrange live lessons where learners will be asked to join through Microsoft Teams / Google Classrooms. The teacher will host the lesson and lead students through the work as well as offer an opportunity for discussion.

### What is Self Study?

Self study is when learners work on any tasks that have been set by teachers during the webinar or following the Check In session.

# Where to find the work



By logging in to Microsoft Teams / Google Classroom learners will see their subject classes.

The screenshot shows the Microsoft Teams interface. On the left is a dark navigation bar with icons for Activity, Chat, Calls, Assignments, Teams, Apps, and Help. The main area displays a grid of subject class cards:

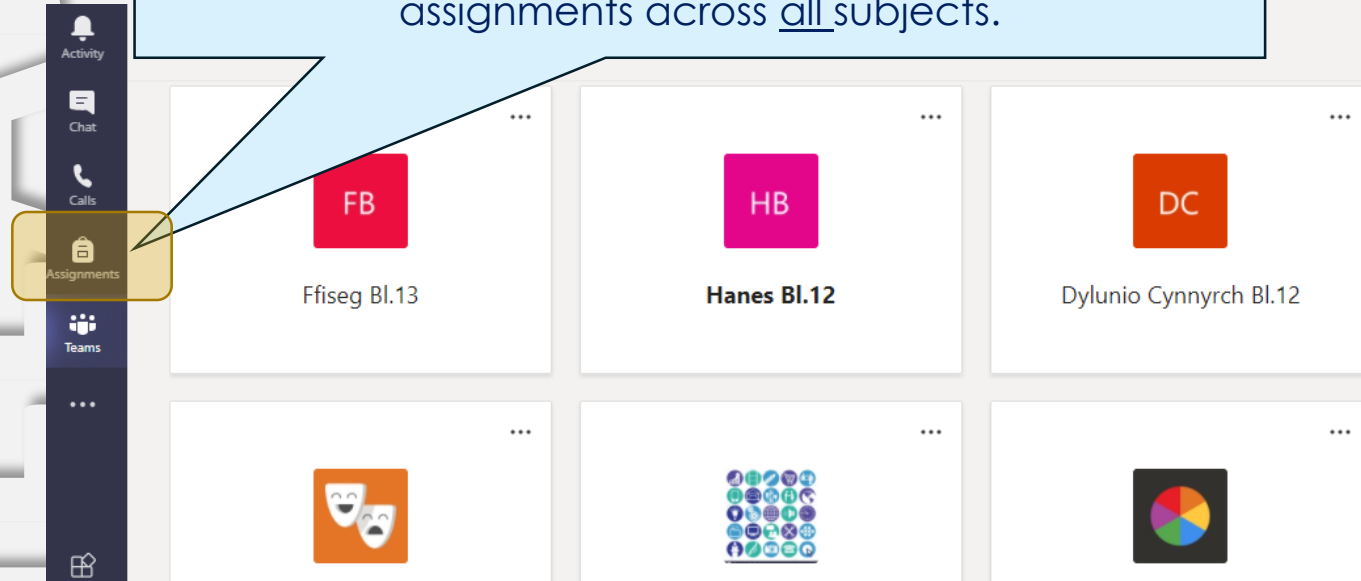
- Ffiseg Bl.13**: Card with a red square containing 'FB'.
- Hanes Bl.12**: Card with a pink square containing 'HB'.
- Dylunio Cynnyrch Bl.12**: Card with an orange square containing 'DC'.
- Drama bl 13**: Card with an orange square containing a white mask icon.
- Busnes 13**: Card with a blue grid of small icons.
- 12 Ce**: Card with a colorful circular icon.

An overlay window for Google Classroom is shown in the bottom right, displaying two class cards:

- BL 12 - Mathemateg 2...**: Shows due dates for '1.3 Defnyddio diagramau' (due tomorrow) and '3.4 Gwerthoedd mwyaf a lleiaf ffwythiannau ...' and '3.3 Cwblhau'r sgwar' (due Friday).
- BL12 Gwasanaethau ...**: Shows due dates for '23:59 - UNED 2: Aseiniad 1 - Tasg 1.1 (Mr. H...)' and 'UNED 1: Pas 1 (Mrs. Stephens)' (due Friday).

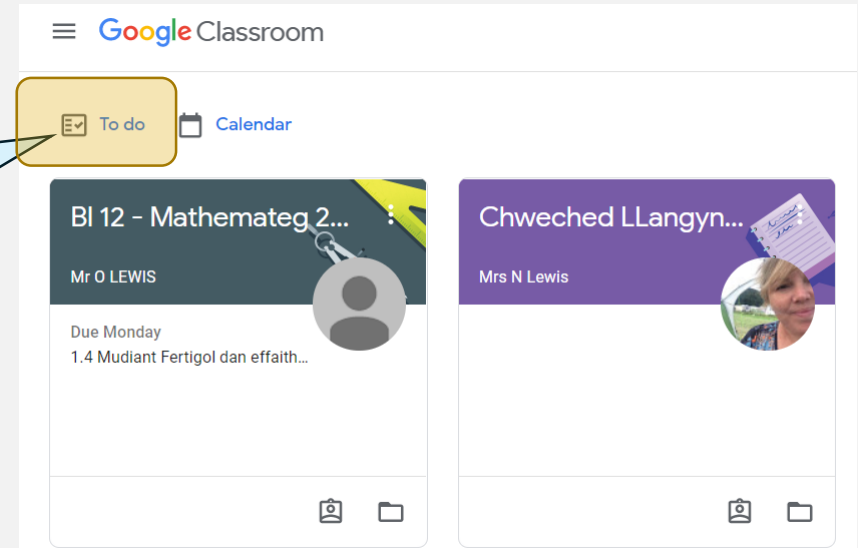
## Microsoft Teams

The ASSIGNMENTS tab will show outstanding assignments across all subjects.



## Google Classroom

The TO DO tab provides a list of outstanding assignments across all subjects.





## Microsoft Teams

All webinars and non-assignment instructions for lessons can be found on the POSTS section.



General Posts

Class Notebook Assignments Grades 1 more +

Team

Meet



CE

Catrin Evans Yesterday 9:13 AM Edited

### Gwers Dydd Llun 28.09.2020

- 1) Cwblhau gwerthuso'r esboniad cymdeithasol "Cymdeithasoli Rhyw"
  - 2) Cynllunio'r traethawd "Byddai rhai seicolegwyr yn awgrymu mai'r unig ffordd o ddeall ymddygiadau troseddol yw drwy gyfuniad o esboniadau gwahanol". Gan gyfeirio at y gosodiad hwn, gwerthuswch esboniadau o ymddygiad troseddol. Cynllun marcio ar dudalen 21 o'r llyfryn paratoi. Bydd angen cyflwyno'r traethawd erbyn dydd Gwener.
  - 3) Cyflwyno dull o addasu ymddygiad 1: Rheoli Dieter.
- Cofiwch hefyd bod aseiniad annibynnol (sef y cwestiwn uchod) yn ddyledus erbyn dydd Mercher.

[See less](#)

BI 12 - Mathemateg 2020-21

Stream

Classwork

People

Marks



11

Artigol dan effaith disgyrchiant

Due 5 Oct



Posted 23 Sep (Edited 28 Sep)

Postiwch eich atebion wedi'u marcio i ymarfer 1.4 yma

Mae rhan b enghraifft 6 i'w gael yn y fideo isod. Gan nad oes gwrs arall gyda ni yr wythnos hon, hoffwn i chi fwrw golwg drosto a cwblhau'r enghraifft yn eich llyfr nodiadau er mwyn gallu bwrw ymlaen gyda'r ymarferion.



Enghraifft 6

YouTube video 8 minutes

[View assignment](#)

0

Handed in


20

Assigned

## Google Classrooms

All webinars and instructions can be found in the CLASSWORK section.

< All teams



DC\_Cymdeithaseg12

General

# Diwrnod Heriau YGGLlangynwyd

## 24/9/2020



Nid oes gwersi ar y cyd heddiw

Diolch

← Reply

Yesterday

CE

C Evans (Ysgol Gyfun Gymraeg Llangynwyd) 9/24 8:22 AM  
Scheduled a meeting



Gwersi Dydd Llun  
Occurs every Monday @8:30 AM

▼ Collapse all

**Microsoft Teams – Live Lessons**  
Learners will join live lessons using the links on the POSTS section.  
After clicking on the purple rectangle then click JOIN.  
Remember to follow the live session protocols when logging in.

Join Close

× Cancel meeting Time zone: (UTC+00:00) Dublin, Edinburgh, Lisbon, London Meeting options

Gwersi Dydd Llun

Tracking

CE C Evans (Ysgol Gyfun Gymraeg Lla... Organizer



Miss C EVANS

16:16

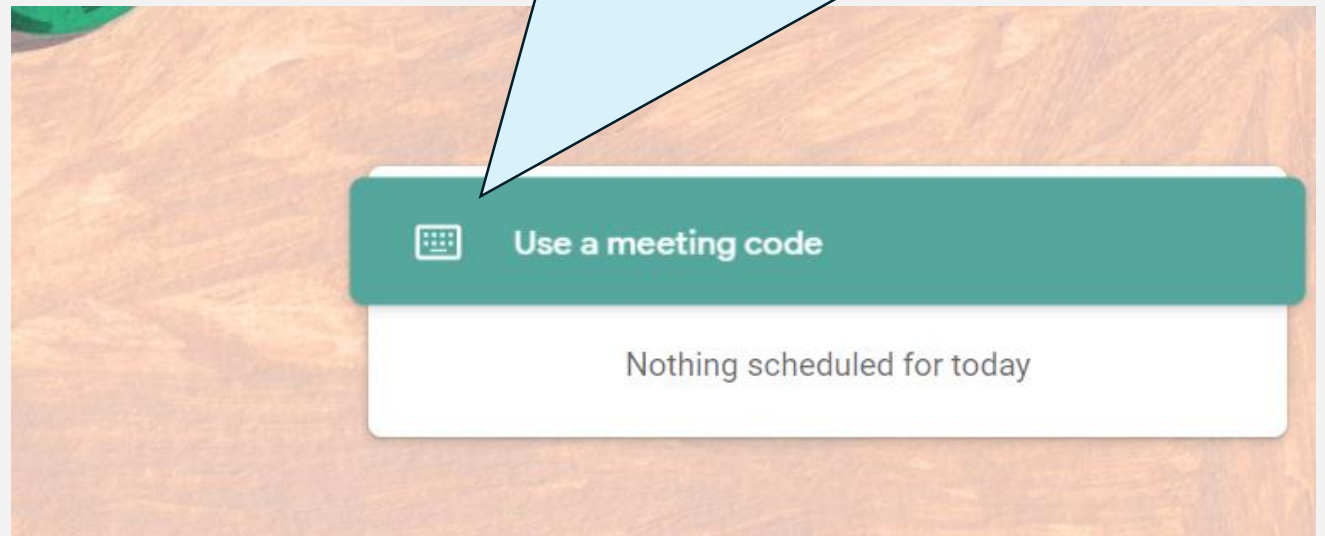



Gwersi heddiw yn Meets gyda'r enw:

Seicoleg Bl.13

### Google Classrooms – Live Lessons

The teacher will share the Lesson code with the class on the STREAM and then the learners will be asked to use this code in Google Meets to join. Remember to follow the live lesson protocols when logging in.





## Home Learning Timetable

### How will it work?

The Home Learning Timetable will begin **24 hours** after a year group has to begin to self-isolate.

This means that if a year group begins self-isolation on a **Tuesday**, the timetable will begin on **Thursday** of the same week.

# #TRILLIAN

## Live Session Protocols

Learners should attend all sessions, making sure they are ready to log in on time for the sessions. A Class Code for the session will be shared on the subject Classrooms. If for some reason a learner is unable to make the session, they should contact their teacher through the Private Comments section to let them know. A register will be taken for each session.

Whilst learners do not have to wear school uniform to the session, they should be properly dressed in appropriate clothing. They should treat it like a non-uniform day in school.

Expectations of behaviour are exactly the same as in the school classroom. Poor behaviour could lead to a learner being removed from the session.

Learners should ensure they are in a suitable location with an appropriate background for a school situation. If they could work in a communal area in the home, for example the living room/dining room, then they should do so.

Learners should be prepared for every session, ensuring that they have all necessary books, notes, resources and materials to hand. Learners should also make sure that they have sufficient battery charge, power leads, etc.

Learners should always join the session with their camera turned off and the microphone muted.

Once attendance has been recorded the teacher will explain how the session will run. Learners will be asked to contribute to the session in different ways depending on the content of the session. A learner might need to turn their microphone on / off during the session.

**These sessions are prepared for specific learners and should not be shared or viewed by anyone else beyond the designated year group of Ysgol Gyfun Gymraeg Llangynwyd.**

In line with Welsh Government guidance, all sessions will be recorded.