




# Ysgol Gyfun Gymraeg Llangynwyd KS3 Parent/learner guide

What happens if pupils need to  
self-isolate?



**What happens if a bubble group has to self-isolate?**

**This guide will explain the following:**

What is meant by self-isolation?


The Home Learning Timetable

What is it?

When will it start?

How will it work?

Check In sessions



## What is meant by self-isolation?

If a learner has to self-isolate, Public Health Wales state that they must stay at home for a specified period of time.

There are only 4 reasons why a learner will have to self-isolate (**duration in red**):

Reason 1: They are awaiting COVID test results (**2 / 3 days**)

Reason 2: They have tested positive for COVID (**10 days**)

Reason 3: They have been in close contact with a person who has tested positive (**14 days**)

Reason 4: A member of their bubble group has tested positive (**14 days**)

## How will I learn whilst self-isolating at home?



### **Reason 1: Learner is awaiting COVID test results (2 / 3 days)**

Carry on with homework tasks as normal.

### **Reason 2: Learner has tested positive for COVID (10 days)**

Subject activities and resources will be posted on Google Classroom. Subject teachers will direct learners to the tasks. As a guide, learners should try to follow their normal timetable to help organise their time at home.

### **Reason 3: Learner has been in close contact with a person who has tested positive (14 days)**

Subject activities and resources will be posted on Google Classroom. Subject teachers will direct learners to the tasks. As a guide, learners should try to follow their normal timetable to help organise their time at home.

### **Reason 4: A member of their bubble group has tested positive (14 days)**

Learners will switch to their Home Learning Timetable



## Home Learning Timetable

### What is it?

The Home Learning Timetable will be a **weekly** timetable for learners to follow at home.

Lessons **will not** take place at the same time as if they were in school so learners will have to check it carefully.

There will be 3 types of lesson format


Webinar

Live Check In Session

Self Study

# #TRIVILLIAN

## Home Learning Timetable



### What is a Webinar?

A Webinar is a recorded session where the teacher will present information and set tasks for the learners to undertake. As these are recorded sessions, the learners can pause them to take notes and to answer any questions set. If necessary, learners will also be able to watch the webinar more than once to further aid their understanding. Teachers will direct learners to these lessons on Google Classroom.

### What is a Live Check In Session?

Learners will join a Google Meet Check In session which will be led by a teacher. The session will be interactive allowing the teacher to ask questions and for learners to ask their teachers questions.

### What is Self Study?

Self study is when learners work on any tasks that have been set by teachers during the webinar or following the Check In session.



## Home Learning Timetable

What will it look like?

### KS3 Example and explanation

	<u>BLun</u>	<u>BMawrth</u>	<u>BMercher</u>	<u>Blau</u>	<u>BGwener</u>
	Mathemateg	Dyniaethau	Saesneg	Cymraeg	Saesneg
	Gwyddoniaeth	Cymraeg	Dyniaethau	Mathemateg	Gwyddoniaeth
	Saesneg	Mathemateg	Gwyddoniaeth	Dyniaethau	Cymraeg
	<u>Llyth. Digidol</u>	Celf / Technoleg	Bagloriaeth	Sbaeneg	Drama / Cerdd
<b>Sesiynau <u>Check in</u></b>					
<b>10:20 – 11:00</b>	LLES OWT				LLES OWT
<b>11:00 – 11:45</b>		Mathemateg	Gwyddoniaeth		Saesneg
<b>11:45 – 12:30</b>	Llyth. Digidol	Celf	Bagloriaeth	Cymraeg	

Learners are expected to work on a minimum of four tasks a day alongside the Health and Wellbeing menu where they can choose from a number of practical activities.

All departments will provide tasks with clear deadlines to which learners are expected to adhere.

	<u>BLlun</u>	<u>BMawrth</u>	<u>BMercher</u>	<u>Blau</u>	<u>BGwener</u>
	Mathemateg	Dyniaethau	Saesneg	Cymraeg	Saesneg
	Gwyddoniaeth	Cymraeg	Dyniaethau	Mathemateg	Gwyddoniaeth
	Saesneg	Mathemateg	Gwyddoniaeth	Dyniaethau	Cymraeg
	<u>Llyth. Digidol</u>	Celf / Technoleg	Bagloriaeth	Sbaeneg	Drama / Cerdd
<u>Sesiynau Check in</u>					
<b>10:20 – 11:00</b>	LLES OWT				LLES OWT
<b>11:00 – 11:45</b>		Mathemateg	Gwyddoniaeth		Saesneg
<b>11:45 – 12:30</b>	Llyth. Digidol	Celf	Bagloriaeth	Cymraeg	



Sometimes two subjects appear together such as Art / Design & Technology. This means that one subject will present the task for the first week and the other will present the task the following week.

	<u>BLlun</u>	<u>Bdyddwrth</u>	<u>BMercher</u>	<u>Blau</u>	<u>BGwener</u>
	Mathemateg	Chau	Saesneg	Cymraeg	Saesneg
	Gwyddoniaeth	eg	Dyniaethau	Mathemateg	Gwyddoniaeth
	Saesneg	Mathemateg	Gwyddoniaeth	Dyniaethau	Cymraeg
	<u>Llyth. Digidol</u>	<b>Celf / Technoleg</b>	Bagloriaeth	Sbaeneg	Drama / Cerdd
<u>Sesiynau Check in</u>					
<b>10:20 – 11:00</b>	LLES OWT				LLES OWT
<b>11:00 – 11:45</b>		Mathemateg	Gwyddoniaeth		Saesneg
<b>11:45 – 12:30</b>	Llyth. Digidol	Celf	Bagloriaeth	Cymraeg	

There will be a Wellbeing session with the Head of Year on the Monday and Friday of each week.

The Class code for these meetings will be shared on the year group Google Classroom on the morning of the session.


		<u><b>BMawrth</b></u>	<u><b>BMercher</b></u>	<u><b>Blau</b></u>	<u><b>BGwener</b></u>
		Dyniaethau	Saesneg	Cymraeg	Saesneg
	Cymraeg	Cymraeg	Dyniaethau	Mathemateg	Gwyddoniaeth
	Mathemateg	Mathemateg	Gwyddoniaeth	Dyniaethau	Cymraeg
	Llyth. Digidol	Celf / Technoleg	Bagloriaeth	Sbaeneg	Drama / Cerdd
<b>Sesiynau Check in</b>					
<b>10:20 – 11:00</b>	LLES OWT				LLES OWT
<b>11:00 – 11:45</b>		Mathemateg	Gwyddoniaeth		Saesneg
<b>11:45 – 12:30</b>	Llyth. Digidol	Celf	Bagloriaeth	Cymraeg	

The academic check in sessions will be an opportunity to receive additional guidance and discuss their work with a subject specialist.

The Class code for these sessions will be shared on the subject Classroom on the morning of the meeting.

This isn't necessarily their subject teacher every time.

	<u>BL</u>	<u>BW</u>	<u>BMercher</u>	<u>Blau</u>	<u>BGwener</u>
	Mathem	thau	Saesneg	Cymraeg	Saesneg
	Gwyddoniae	eg	Dyniaethau	Mathemateg	Gwyddoniaeth
	Saesneg	ateg	Gwyddoniaeth	Dyniaethau	Cymraeg
	<u>Llyth. Digidol</u>	C	hnoleg	Bagloriaeth	Drama / Cerdd
<b>esiynau <u>Check in</u></b>					
<b>10:20 – 11:00</b>	LLES OWT				LLES OWT
<b>11:00 – 11:45</b>		Mathemateg	Gwyddoniaeth		Saesneg
<b>11:45 – 12:30</b>	Llyth. Digidol	Celf	Bagloriaeth	Cymraeg	



## Home Learning Timetable

### How will it work?

The Home Learning Timetable will begin **24 hours** after a year group has to begin to self-isolate.

This means that if a year group begins self-isolation on a **Tuesday**, the timetable will begin on **Thursday** of the same week.

An example of the Home Learning Timetable is available on the school website along with this presentation.

# Live Check-In Session Protocols

Learners should attend all sessions, making sure they are ready to log in on time for the sessions. A Class Code for the session will be shared on the subject Classrooms. If for some reason a learner is unable to make the session, they should contact their teacher through the Private Comments section to let them know. A register will be taken for each session.

Whilst learners do not have to wear school uniform to the session, they should be properly dressed in appropriate clothing. They should treat it like a non-uniform day in school.

Expectations of behaviour are exactly the same as in the school classroom. Poor behaviour could lead to a learner being removed from the session.

Learners should ensure they are in a suitable location with an appropriate background for a school situation. If they could work in a communal area in the home, for example the living room/dining room, then they should do so.

Learners should be prepared for every session, ensuring that they have all necessary books, notes, resources and materials to hand. Learners should also make sure that they have sufficient battery charge, power leads, etc.

Learners should always join the session with their camera turned off and the microphone muted.

Once attendance has been recorded the teacher will explain how the session will run. Learners will be asked to contribute to the session in different ways depending on the content of the session. A learner might need to turn their microphone on / off during the session.

**These sessions are prepared for specific learners and should not be shared or viewed by anyone else beyond the designated year group of Ysgol Gyfun Gymraeg Llangynwyd.**

In line with Welsh Government guidance, all sessions will be recorded.